

**DEPARTMENT OF MEDICAL IMAGING TECHNOLOGY**  
**RADIOLOGIC TECHNOLOGY PROGRAM**  
**TEXTBOOK & SUPPLY LIST**

**COHORTS: Starting Summer 2024 – Graduating Spring 2026**

**Keep all books for entire program.**  
**You will need them all to study for the Registry Examination**

**Laptop Computer (required for all students)** See below configuration. Tablets and other operating systems outside of those listed below will not function with the applications used by the program (i.e. Chromebook will NOT work for program criteria). All students must also retain a webcam (see below.)

**Computer Requirements for Online and Resident Courses**

*Recommended PC Hardware Configuration*

---

Windows 10 or 11 Operating System; Chrome OS 113 (113.0.5672.121) or higher

---

Intel Core i3/i5/i7/i9 processor

---

8 gigabytes (GB) RAM (64-bit)

---

Intel Series 3000 graphics card

---

10 GB free disk space

---

Monitor with 1024x768 resolution or higher

---

Internet connection (broadband) 20Mbps or higher

---

Printer, microphone, speakers, detachable web camera

---

Software- Microsoft Office, Adobe Reader

---

All students have a free Microsoft Office 365 account.

*Recommended Mac Hardware Configuration*

---

macOS 10.13 to 13.0 or higher

---

Intel Core i3/i5/i7/i9 processor

---

8 gigabytes (GB) RAM (64-bit)

---

Intel Series 3000 graphics card

---

10 GB free disk space

---

Monitor with 1024x768 resolution or higher

---

Internet connection (broadband) 20Mbps or higher

---

Printer, microphone, speakers, detachable web camera

---

Software - Microsoft Office, Adobe Reader

---

All students have a free Microsoft Office 365 account.

**Note:** Windows 10/11 "S mode" and "SE" is not a compatible operating system. Chromebooks must be updated to the most recent version.

It is recommended students use Mozilla Firefox or Google Chrome as their internet browser when using the Moodle Learning Management System. Students who are registered to take McGraw-Hill-based courses, please note that iPads and Android tablets are not supported. Students who do not possess the recommended computer requirements are not eligible to register for online courses.








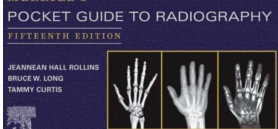
**Detachable Webcam** (a built-in webcam will not suffice): 1280 x 720 (720) Video Resolution; 360 Degrees Rotation; Integrated Microphone.

**Semester 2 -REQUIRED newest edition textbooks required by the first day of class.**

**Lead Letter Markers (required for all students)**

Students will utilize letter markers in both lab and clinical, as well as in the field as a registered technologist. The student **MUST** have a set of markers for the first day of the first procedures lab. Student is encouraged to buy more than one pair, as they are easy to lose. Students should get plain markers with **NO** decorative markings whatsoever. Student should get the "LEFT" marker to be blue and the "RIGHT" marker to be red. Student **MUST** also get markers that reflect their initials; i.e. Sally May Ride would get initials "SMR" on each letter marker. Please use the template as shown on the right. You should get the marker with 3 initials if you have them, otherwise two initials is fine. The student can purchase these online – make sure to order in time to arrive by day one of Semester 2.




<p><b>Calculator-Texas Instrument TI30XA</b></p>	
<p><b>American Society of Radiologic Technologist Student Membership</b>  <a href="https://www.asrt.org">https://www.asrt.org</a>  Instructor will give guidance on membership during IMG 1301 Intro to Imaging and Patient care course</p>	
<p><b>Patient Care in Radiography, 10<sup>th</sup> Edition</b>  Ruth Ann Ehrlich, RT (R) (Author),  Dawn M. Coakes, BS, RT (R)(CT)  ISBN: 9780323654401</p>	
<p><b>Radiographic Positioning and Related Anatomy, 11th Edition</b>  John Lampignano &amp; Leslie E. Kendrick (Author)  ISBN: 9780323936132</p>	
<p><b>Workbook Radiographic Positioning and Related Anatomy, 11th Edition</b>  John Lampignano &amp; Leslie E. Kendrick (Author)  ISBN: 9780323937405</p>	
<p><b>Radiologic Science for Technologists: Physics, Biology, and Protection 12th Edition</b>  Stewart C. Bushong (Author)  Textbook ISBN: 9780323661348  e-book option ISBN: 9780323790307</p>	
<p><b>Workbook Radiologic Science for Technologists: Physics, Biology, and Protection 12th Edition</b>  Stewart C. Bushong (Author)  Textbook ISBN: 9780323709736  e-book option ISBN: 9780323709750</p>	
<p><b>Merrill's Pocket Guide to Radiography 15<sup>th</sup> Edition</b>  Jeannean Hall Rollins, M.R.C., R.T. (R)(CV)(M)(ARRT) (Author)  ISBN: 9780323832830</p>	

### Semester 3

#### Digital Radiography in Practice 2<sup>nd</sup> Edition

Quinn B. Carroll (Author)

ISBN: 9780398094133



### Semester 4

#### E\*Value Clinical Reporting System Account

Registration URL: Clinical Coordinator will supply you with information for access.




### Semester 6

#### Mosby's Comprehensive Review of Radiography: The Complete Study Guide and Career Planner 8<sup>th</sup> Edition

William J. Callaway

ISBN: 9780323694889



*Revised: 7/8/2024 ~mam*